

# Performance Evaluation of the Cray X1 Distributed Shared Memory Architecture

Thomas H. Dunigan, Jr., Jeffrey S. Vetter, Patrick H. Worley  
Oak Ridge National Laboratory

**Abstract**—The Cray X1 supercomputer is a distributed shared memory vector multiprocessor, scalable to 4096 processors and up to 65 terabytes of memory. The X1’s hierarchical design uses the basic building block of the multi-streaming processor (MSP), which is capable of 12.8 GF/s for 64-bit operations. The distributed shared memory (DSM) of the X1 presents a 64-bit global address space that is directly addressable from every MSP with an interconnect bandwidth per computation rate of one byte per floating point operation. Our results show that this high bandwidth and low latency for remote memory accesses translates into improved application performance on important applications, such as an Eulerian gyrokinetic-Maxwell solver. Furthermore, this architecture naturally supports programming models like the Cray shmem API, Unified Parallel C (UPC), and Co-Array FORTRAN (CAF), and it is imperative to select the appropriate models to exploit these features as our benchmarks demonstrate.

## I. INTRODUCTION

The Cray X1 supercomputer, introduced in 2002, has a number of interesting architectural features. Two key items among these features are the X1’s distributed shared memory and its vector multiprocessors. Recent studies of the X1’s vector multiprocessors have shown significant performance improvements on several applications [1, 5]. In this paper, we characterize the performance of the X1’s distributed shared memory system (DSM) and its interconnection network with microbenchmarks and applications.

The distributed shared memory architecture of the X1 presents a 64-bit global address space, which is directly addressable from every processor using traditional load and store instructions. From the application perspective, this memory system behaves like a Non-Uniform Memory Access

This research was sponsored by the Office of Mathematical, Information, and Computational Sciences, Office of Science, U.S. Department of Energy under Contract No. DE-AC05-00OR22725 with UT-Batelle, LLC. Accordingly, the U.S. Government retains a nonexclusive, royalty-free license to publish or reproduce the published form of this contribution, or allow others to do so, for U.S. Government purposes.

T. H. Dunigan, Jr., is with the Computer Science and Mathematics Division, Oak Ridge National Laboratory, P.O. Box 2008, Bldg. 5600, Oak Ridge, TN 37831-6016 USA (e-mail: duniganthjr@ornl.gov).

J. S. Vetter is with the Computer Science and Mathematics Division, Oak Ridge National Laboratory, P.O. Box 2008, Bldg. 5100, Oak Ridge, TN 37831-6173 (phone: 865-576-7115; e-mail: vetterjs@ornl.gov).

P. H. Worley is with the Computer Science and Mathematics Division, Oak Ridge National Laboratory, P.O. Box 2008, Bldg. 5600, Oak Ridge, TN 37831-6016 USA (e-mail: worleyph@ornl.gov).

(NUMA) architecture; however, inter-node accesses are not cached. This hardware support for global addressability naturally supports programming models like the Cray shmem API [2], Unified Parallel C (UPC) [3], Co-Array FORTRAN (CAF) [8], and Global Arrays [7].

## II. CRAY X1 OVERVIEW

The Cray X1 is an attempt to incorporate the best aspects of previous Cray vector systems and massively parallel processing (MPP) systems into one design. Like the Cray T90, the X1 has high memory bandwidth, which is key to realizing a high percentage of theoretical peak performance. Like the Cray T3E [10], the X1 has a high-bandwidth, low-latency, scalable interconnect, and scalable system software. And, like the Cray SV1, the X1 leverages commodity CMOS technology and incorporates non-traditional vector concepts, like vector caches and multi-streaming processors.

### A. Multi-streaming Processor (MSP)

The X1 has a hierarchical design with the basic building block being the multi-streaming processor (MSP), which is capable of 12.8 GF/s for 64-bit operations (or 25.6 GF/s for 32-bit operations). As illustrated in Figure 1, each MSP is comprised of four single-streaming processors (SSPs), each with two 32-stage 64-bit floating-point vector units and one 2-way super-scalar unit. The SSP uses two clock frequencies, 800 MHz for the vector units and 400 MHz for the scalar unit. Each SSP is capable of 3.2 GF/s for 64-bit operations. The four SSPs share a 2 MB “Ecache.”

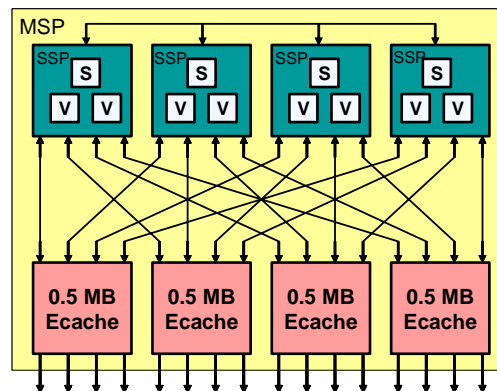


Figure 1: Cray MSP module.

Although the Ecache has sufficient single-stride bandwidth (accessing consecutive memory locations) to saturate the

vector units of the MSP, the Ecache is needed because the bandwidth to main memory is not enough to saturate the vector units without data reuse. That is, memory bandwidth is roughly half the saturation bandwidth. This design represents a compromise between non-vector-cache systems, like the NEC SX-6, and cache-dependent systems, like the IBM p690, with memory bandwidths an order of magnitude less than the saturation bandwidth. Because of its short cache lines and extra cache bandwidth, random-stride scatter/gather memory access on the X1 is just a factor of two slower than stride-one access, not the factor of eight or more seen with typical cache-based systems like those based on the IBM Power4, HP Alpha, or Intel Itanium. The X1's cache-based design deviates from the full-bandwidth design model only slightly. Each X1 MSP has the single-stride bandwidth of an SX-6 processor; it is the X1's higher peak performance that creates an imbalance. A relatively small amount of data reuse, which most modern scientific applications do exhibit, can enable a very high percentage of peak performance to be realized, though worst-case data access can still provide double-digit efficiencies.

The X1 compiler has two options for using the eight vector units of a single MSP. First, it can use all 8 when vectorizing a single loop. Second, it can split up (or multistream) the work in an unvectorized outer loop and assign it to the 4 SSPs, each with two vector units and one scalar unit. (The compiler is also able to vectorize a "long" outer loop and multistream a shorter inner loop if the dependency analysis allows this.) The effective vector length of the first option is 256 elements, the vector length of the NEC SX-6. The second option, which attacks parallelism at a different level, allows a shorter vector length of 64 elements for a vectorized loop. Cray also supports the option of treating each SSP as a separate processor.

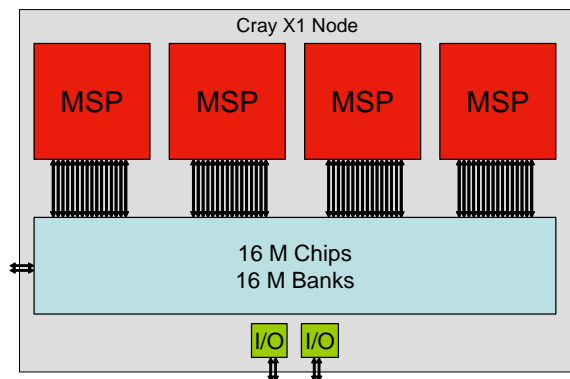


Figure 2: Cray X1 node.

As Figure 2 illustrates, four MSPs, 16 memory controller chips (M-chips), and 32 memory daughter cards form a Cray X1 node. The memory banks of a node provide 204 GB/s of bandwidth, enough to saturate the paths to the local MSPs and service requests from remote MSPs. Local memory latency is uniform for all processors within a node. Each bank of shared memory is connected to a number of banks on remote nodes,

with an aggregate bandwidth of roughly 50 GByte/sec between nodes. ECC memory provides reliability by correcting single-bit errors, detecting multiple-bit errors, and providing chip-kill error detection.

This represents one byte per floating point operation (flop) of interconnect bandwidth per computation rate, compared to 0.25 bytes per flop on the Earth Simulator [11] and less than 0.1 bytes per flop expected on an IBM p690 with the maximum number of Federation connections. The collected nodes of an X1 have a single system image.

### B. Interconnect Overview

In large configurations, the X1 nodes are connected by a modified 2-D torus. This topology has relatively low bisection bandwidth compared to crossbar-style interconnects [4], such as those on the NEC SX-6 and IBM SP. Whereas bisection bandwidth scales as the number of nodes,  $O(n)$ , for crossbar-style interconnects, it scales as the  $2/3$  root of the number of nodes,  $O(n^{2/3})$ , for a 3D torus. Despite this theoretical limitation, mesh-based systems, such as the Intel Paragon, the Cray T3E, and ASCI Red, have scaled well to thousands of processors.

The Cray X1 nodes are connected using X1 routing modules. Each node has 32 1.6 GBs full duplex links. Each memory module has an even and odd 64-bit (data) link forming a plane with the corresponding memory modules on neighboring nodes. The local memory bandwidth is 200 GB/s, enough to service both local and remote memory requests. A 4-node X1 can be connected directly via the memory modules links. With 8 or fewer cabinets (up to 128 nodes or 512 MSPs), the interconnect topology is a 4-D hypercube. However, larger configurations use a modified 2D torus.



Figure 3: Cray X1 cabinets.

As Figure 3 shows, an X1 cabinet is comprised of 16 node boards and 4 routing boards. Each routing board has 8 routing modules. The routing module ASIC is an 8-way non-blocking crossbar switch supporting worm-hole routing. The routing module supports prioritization based on credits or aging. Ports are connected to the node boards or other router ports with 96-pin cables with a maximum length of 4 meters. Data packets

carry a CRC, and if a CRC error is detected at the receiver, the packet is resent. MPI latency increase by about 500 ns per router hop. Software-loaded configuration tables are used for data flow mapping across the interconnection network. At system boot, these tables are initialized, but they can be reloaded to provide a means to reconfigure the network around hardware failures.

Synchronization is provided by atomic in-memory operations that can be used to provide fast (sub-microsecond), scalable communications, such as locks and barriers. In particular, the X1 provides explicit memory ordering instructions for local ordering (LSYNC), MSP ordering (MSYNC), and global ordering (GSYNC). It also provides the basic atomic memory operations like fetch&op. Although these operations are efficient because they do not require a cache-line of data, they are not ordered with respect to other memory references and must be synchronized using the memory ordering instructions.

### C. Local and Remote Memory Accesses

A single four-MSP X1 node behaves like a traditional SMP. Like the T3E, each processor has the additional capability of directly addressing memory on any other node. Different, however, is the fact that these remote memory accesses are issued directly from the processors as load and store instructions, going transparently over the X1 interconnect to the target processor, bypassing the local cache. This mechanism is more scalable than traditional shared memory, but it is not appropriate for shared-memory programming models, like OpenMP [9], outside of a given four-MSP node. This remote memory access mechanism is a natural match for distributed-memory programming models, particularly those using one-sided put/get operations.

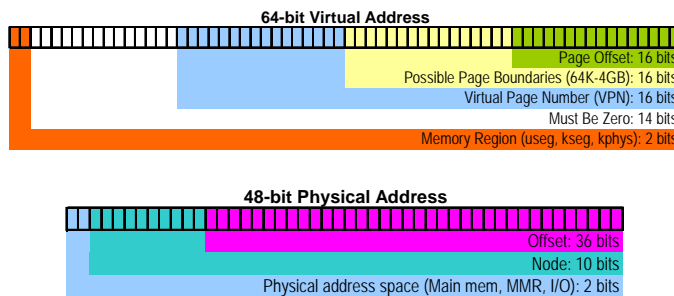


Figure 4: Cray X1 address translation.

As Figure 4 explains, the X1 64-bit global virtual address decomposes into two parts: two bits to select the memory region and 48 bits for a virtual page number, page boundaries, and page offset. The page size can range from 64KB to 4 GB, selectable at execution time with possibly different page sizes for text and data areas.

The 48-bit physical address decomposes into a 2-bit physical address region marker, a 10-bit node number, and a 36-bit offset. The 10-bit node number limits the maximum X1 configuration to 1024 nodes (4096 MSPs). The address translation scheme uses 256-entry TLBs on each node and

allows non-contiguous multi-node jobs. Page offsets are translated remotely, so the TLB only needs to hold translations for one node. This design scheme allows the system to scale with the number of nodes with no additional TLB misses. Memory latency can be hidden with the help of the compiler; the hardware dynamically unrolls loops, does scalar and vector renaming, and issues scalar and vector loads early. Vector load buffers permit 2048 outstanding loads for each MSP. Non-allocating references can bypass the cache for remote communication, to avoid cache pollution, and to provide efficient large-stride (or scatter/gather) support.

## III. PERFORMANCE

This section describes some of our results in evaluating the Cray X1 and its memory hierarchy. These tests were conducted on the 8 cabinet, 512 MSP X1 located at Oak Ridge National Laboratory (ORNL). Our evaluation uses both standard and custom benchmarks as well as application kernels and full applications.

### A. Programming models

An X1 node (4 MSPs) supports a cache-coherent shared memory, and Cray supports OpenMP, System V shared memory, and POSIX threads shared memory programming (SMP) models. In addition, the compilers can treat the node processors as 4 streaming MSP's (MSP mode) or 16 individual SSPs (SSP mode). Each node can have from 8 to 32 Gbytes of local memory.

Cray supports several distributed memory programming models for the X1, including MPI, SHMEM, Co-Array FORTRAN, and UPC. For MPI message-passing, the minimum addressable unit is an MSP (or an SSP if the job is compiled in SSP mode.) For UPC and Co-Array Fortran, the compiler can overlap computation with remote memory requests, due to the decoupled microarchitecture that allows the scalar unit to prepare operands and addresses for the vector unit.

The programmer can mix node-level SMP with both MPI and direct access (shmem, UPC, or Co-Array Fortran) to remote memory. Synchronization (locks and barriers) are handled in hardware. Exploiting this diverse set of programming models is one of the opportunities of the X1.

The compilers also provide directives to assist in parallelization and external memory management (e.g., no caching for designated variables). Scientific libraries provide efficient management of the Ecache and vector pipes. The user can specify page size for text and data areas when initiating an executable. The resource management system provides processor allocation, job migration, and batch scheduling.

Table 1 provides the basic configurations of each platform used in this experimental evaluation.

### B. Microbenchmarks

We use a collection of microbenchmarks to characterize the performance of the underlying hardware, compilers, and software libraries. The STREAMS [6] triad memory

bandwidth is 24 GBs for a streaming MSP or 40 GBs (aggregate) for 4 SSPs. This compares favorably with the Japanese Earth Simulator NEC SX-6 bandwidth of 30 GBs. Remote memory access bandwidth peaks at about 30 GBs for the X1 (using Co-Array Fortran).

Table 1: Platform Configurations.

	SGI Altix	Alpha SC	IBM SP3	IBM SP4	Cray X1
Proc	Itanium 2	Alpha EV67	POWER3-II	POWER4	Cray X1
Interconnect	Numalink	Quadrics	Colony	Colony	Cray X1
MHz	1500	667	375	1300	800
Mem/Node	512GB	2GB	2GB	32GB	16GB
L1	32K	64K	64K	32K	16K (scalar)
L2	256K	8MB	8MB	1.5MB	2MB (per MSP)
L3	6MB	n/a	n/a	128MB	n/a
Proc Peak Mflops	6000	1334	1500	5200	12800
Peak mem BW	6.4 GBs	5.2GBs	1.6GBs	51 GBs/MCM	26 GBs/MSP

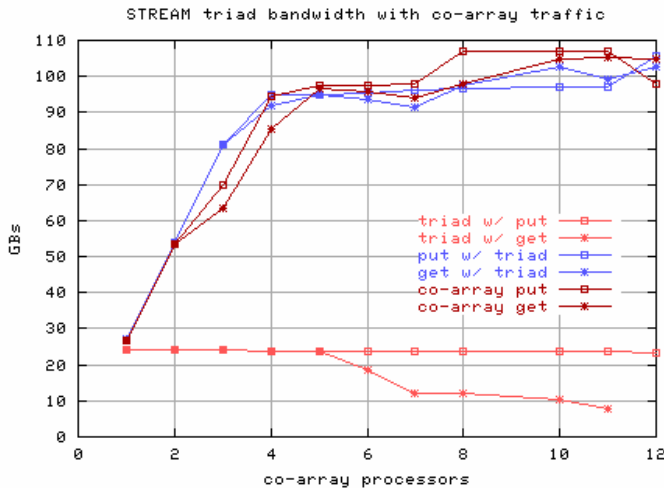


Figure 5: Stream triad with Co-Array Traffic.

Figure 5 illustrates that remote accesses have little effect on local memory performance. The figure shows the effect of an increasing number of processors doing Co-Array Fortran get's or put's from/to a processor doing the STREAMS triad and that aggregate remote memory access to/from a single node exceeds 100 GBs.

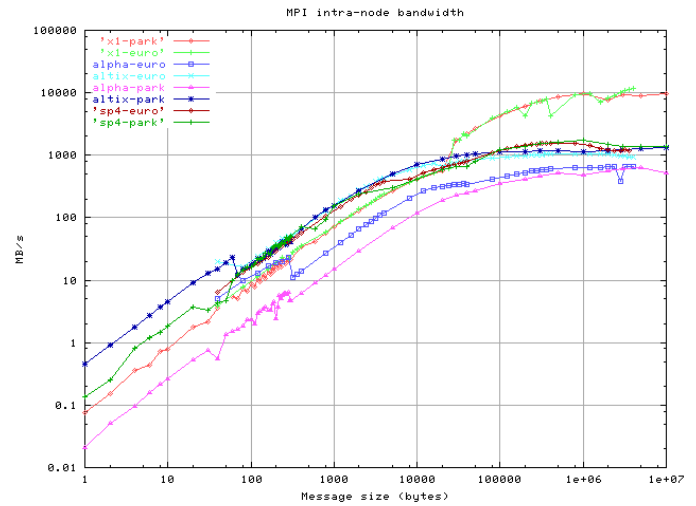


Figure 6: MPI intra-node bandwidth.

MPI is not yet fully optimized for the X1, and SHMEM and Co-Array Fortran usually perform better. The following two graphs show the MPI intra-node bandwidth (Figure 6) and the MPI inter-node bandwidth (Figure 7). Tests were performed for communication between two processors on the same node and then two different nodes using MPI from both EuroBen's *modlh* and ParkBench *comms1*. For both benchmarks, the X1 clearly gains a significant advantage when message sizes rise about 8KB.

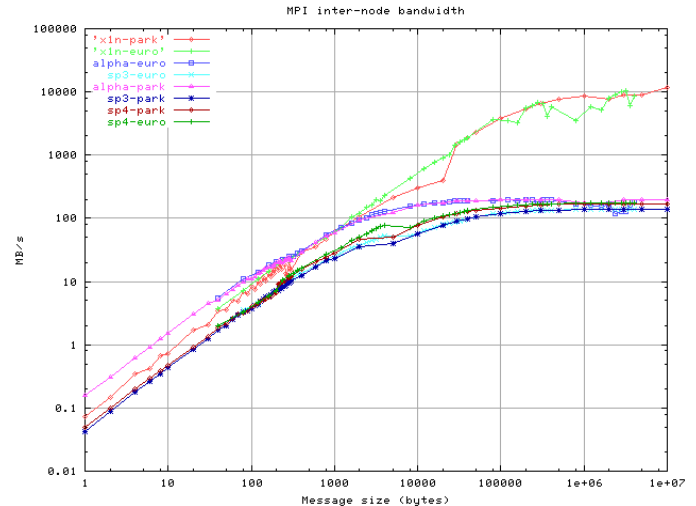


Figure 7: MPI inter-node bandwidth.

Part of the improvement for Co-Array Fortran, however, often comes from the compiler being able to overlap remote memory access with computation. MPI latency is presently 7.3 microseconds (one-way) for an 8-byte message between X1 nodes. About 0.5 microseconds is required for each additional hop in the torus network. MPI bandwidth for ping-pong reaches 12 GBs between nodes.



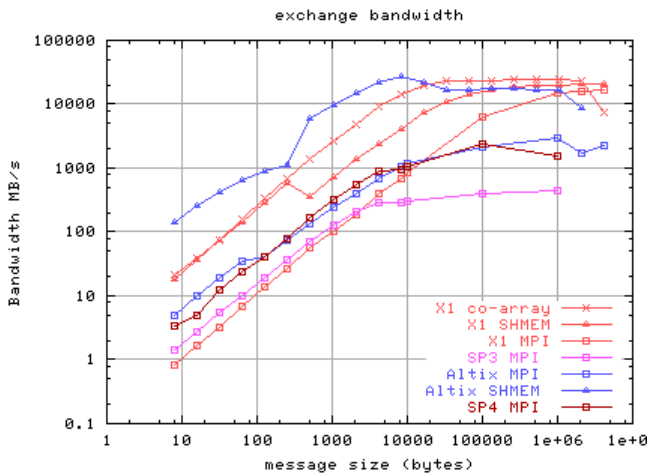


Figure 8: Exchange Bandwidth.

Figure 8 compares the bandwidth of MPI, SHMEM, and Co-Array Fortran when two nodes concurrently exchange messages of various sizes. As the message sizes increase, the differences across the three implementation strategies becomes less significant; however, for message sizes less than 1MB, Co-Array FORTRAN and SHMEM provide up to one order of magnitude improvement in bandwidth.

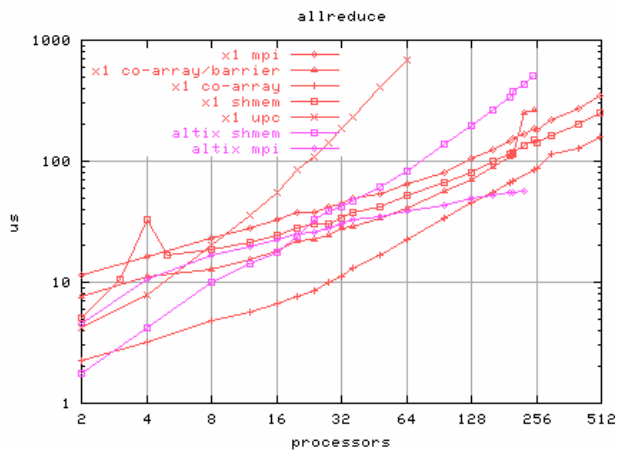


Figure 9: Allreduce Latency.

Barriers for the various programming models use the same underlying hardware and average about 5 microseconds, independent of the number of participating processors at current scale. For example, Figure 9 illustrates the time to perform an allreduce---a very common operation in scientific applications---using a double-word sum operator across programming models. These results show that the X1 software is able to utilize the underlying hardware efficiently.

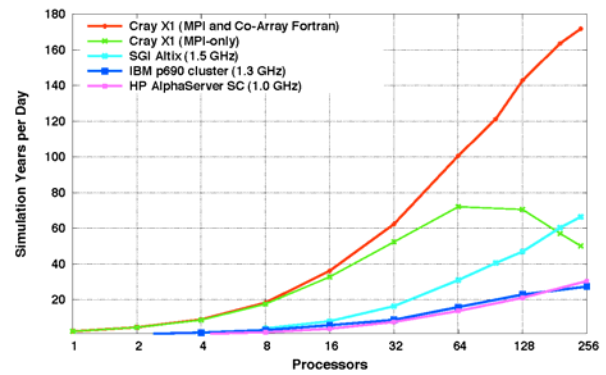


Figure 10: Performance of the LANL Parallel Ocean Program (POP 1.4.3).

### C. Applications

Practically, however, these impressive performance results on microbenchmarks for the X1 must translate into performance improvements in mission applications. Two such application areas at ORNL are climate modeling and fusion simulations.

#### Climate Modeling

The Parallel Ocean Program (POP) is an ocean modeling code developed at Los Alamos National Laboratory that is used as the ocean component in the Community System Climate Model (CCSM) coupled climate model. Figure 10 compares the performance of this code on the X1 when using a pure MPI implementation and when using Co-Array Fortran for two routines: a halo update and an allreduce, used in calculating residuals and inner products, respectively, in a conjugate gradient linear system solver. Performance on an HP AlphaServer SC, an IBM p690 cluster, and an SGI Altix are also included in the Figure 10. The performance scalability of POP is very sensitive to latency, and MPI latency is limiting performance on the Cray X1 compared to that achievable using Co-Array Fortran.

#### Fusion Simulation

GYRO is an Eulerian gyrokinetic-Maxwell solver developed by R.E. Waltz and J. Candy at General Atomics. It is used to study plasma microturbulence in fusion research. Figure 6 compares the performance of GYRO on the X1, the SGI Altix, and an IBM p690 cluster using both Colony and Federation interconnects. GYRO uses the MPI\_ALLTOALLV command to transpose the distributed data structures and is more sensitive to bandwidth than to latency. The IBM results indicate the sensitivity of performance to bandwidth, as the only difference in performance between the Colony and Federation results is message-passing performance. For this benchmark, MPI bandwidth on the X1 is not limiting scalability.

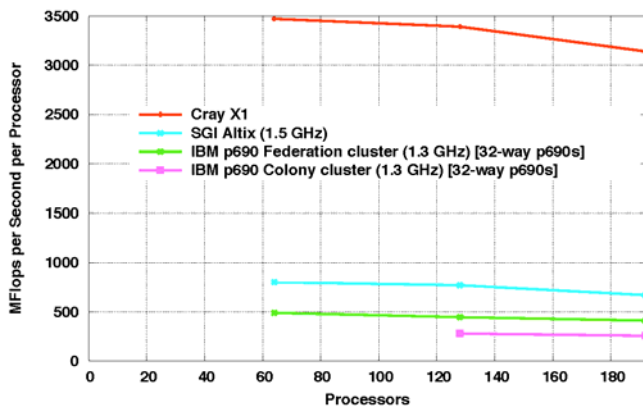


Figure 11: Performance of the GYRO Eulerian Gyrokinetic-Maxwell Solver (GTC 64-mod benchmark).

#### IV. CONCLUSION

The Cray X1 supercomputer is a distributed shared memory vector multiprocessor, scalable to 4096 processors and up to 65 terabytes of memory. In this paper, we characterize the performance of the X1's distributed shared memory system (DSM) and its interconnection network with microbenchmarks and applications.

The distributed shared memory architecture of the X1 presents a 64-bit global address space, which is directly addressable from every processor. From the application perspective, this memory system behaves like a Non-Uniform Memory Access (NUMA) architecture; however, inter-node accesses are not cached. This hardware support for global addressability naturally supports programming models like the Cray shmem API [2], Unified Parallel C (UPC) [3], Co-Array FORTRAN (CAF) [8], and Global Arrays [7].

Our experiments show that the high bandwidth and the low latency for X1 interconnect translates into improved application performance on important applications, such as an Eulerian gyrokinetic-Maxwell solver. However, it is imperative to select the appropriate programming models to exploit these benefits as our benchmarks demonstrate.

The most recent results and additional performance data comparing the X1 with other systems are available at [www.ccs.ornl.gov/evaluation](http://www.ccs.ornl.gov/evaluation).

#### ACKNOWLEDGEMENTS

The authors gratefully acknowledge Cray Inc. for their ongoing cooperation, and, in particular, Steve Scott and James Schwarzmeier.

#### REFERENCES

- [1] P.A. Agarwal, R.A. Alexander et al., "Cray X1 Evaluation Status Report," ORNL, Oak Ridge, TN, Technical Report ORNL/TM-2004/13, 2004.
- [2] R. Barriuso and A. Knies, "SHMEM Users Guide," Cray Research, Inc. 1994.
- [3] W.W. Carlson, J.M. Draper et al., "Introduction to UPC and language specification," Center for Computing

Sciences, IDA,, Bowie, MD, Technical Report CCS-TR-99-157, 1999.

- [4] W.J. Dally and B. Towles, Principles and practices of interconnection networks. San Francisco: Morgan Kaufmann Publishers, 2003.
- [5] T.H. Dunigan, Jr., M.R. Fahey et al., "Early Evaluation of the Cray X1," Proc. ACM/IEEE Conference on High Performance Networking and Computing (SC03), 2003.
- [6] J.D. McCalpin, Stream Benchmarks, <http://www.cs.virginia.edu/stream>, 2002.
- [7] J. Nieplocha, R.J. Harrison, and R.J. Littlefield, "Global Arrays: A portable shared memory model for distributed memory computers," Proc. Supercomputing 94, 1994, pp. 340-9.
- [8] R.W. Numrich and J. Reid, "Co-Array Fortran for parallel programming," ACM SIGPLAN FORTRAN Forum, 17(1998):1-31, 1998.
- [9] OpenMP, OpenMP Reference, <http://www.openmp.org>, 1999.
- [10] S.L. Scott, "Synchronization and Communication in the T3E Multiprocessor," Proc. Architectural Support for Programming Languages and Operating Systems (ASPLOS), 1996, pp. 26-36.
- [11] S. Shingu, Y. Tsuda et al., "A 26.58 Tflops Global Atmospheric Simulation with the Spectral Transform Method on the Earth Simulator," Proc. SC2002, 2002.